rynda

MY FLEET · AIS FLEET MONITORING

Your whole fleet on one screen.
We report arrivals and delays

Fleet monitoring for shipowners, charterers and brokers: map, alerts, reports and teamwork.

169,800+
vessels in the registry

14,990
ports

13
alert types

IN BRIEF

My Fleet ENTERPRISE on one page

WHAT IT IS

AIS fleet monitoring

Vessels on the map and in a table, voyage history, alerts and reports in one workspace.

50 to 150 vessels

WHAT IT SOLVES

You learn about events at once

Arrival, departure, ETA shift, AIS loss and zone entry arrive by Telegram and email.

13 alert types

WHAT IT COSTS

from $259 per month

$5.18 per vessel, from 50 vessels. One seat included. 5% off for 6 months, 10% off for a year.

Extra seat: $69 per month

HOW TO START

With a trial

Request it on the pricing page: we discuss your tasks and open an ENTERPRISE trial.

rynda.io/pricing

ABOUT

Rynda is a digital platform for maritime shipping

A live map, vessel and ownership data, cargo and tonnage in one place. Live since April 2025.

169,800+
vessels in the registry

81,200+
companies

730M+
AIS events stored

14,990
ports

Map and My Fleet
Vessel positions, voyage history, alerts and reports.

Cargo and chartering
Vessels for cargo and cargo for vessels, with direct contact between the parties.

Vessel and port profiles
Particulars, owner and manager, port depths and services.

RYNDA GLOBAL FZCO · Dubai, United Arab Emirates · figures as of 7 October 2026

WHO IT IS FOR

Teams that work with dozens of vessels

Shipowners and operators

Your own fleet under control: where each vessel is, when it arrives, what changed overnight.

Charterers and cargo owners

Vessels carrying your cargo, owned or chartered: arrival time and a message if it shifts.

Brokers and agents

Client vessels and open tonnage: who is opening, where and when.

Where the vessel is now
Position, speed and destination in one list.

When it will arrive
ETA and a message when it changes.

What happened while you were away
Events arrive by email or Telegram.

WHAT MY FLEET IS

A workspace where your vessels are always in view

You add vessels by IMO number. Rynda shows them on the map, keeps voyage history and messages you when something happens.

Live map
Your vessels highlighted on top of the global AIS map.

Alerts
To Telegram, email and in-app.

Analytics and exports
Port calls, dwell time and voyages for reporting.

13
alert types

3
delivery channels

≤ 20 min
average position freshness

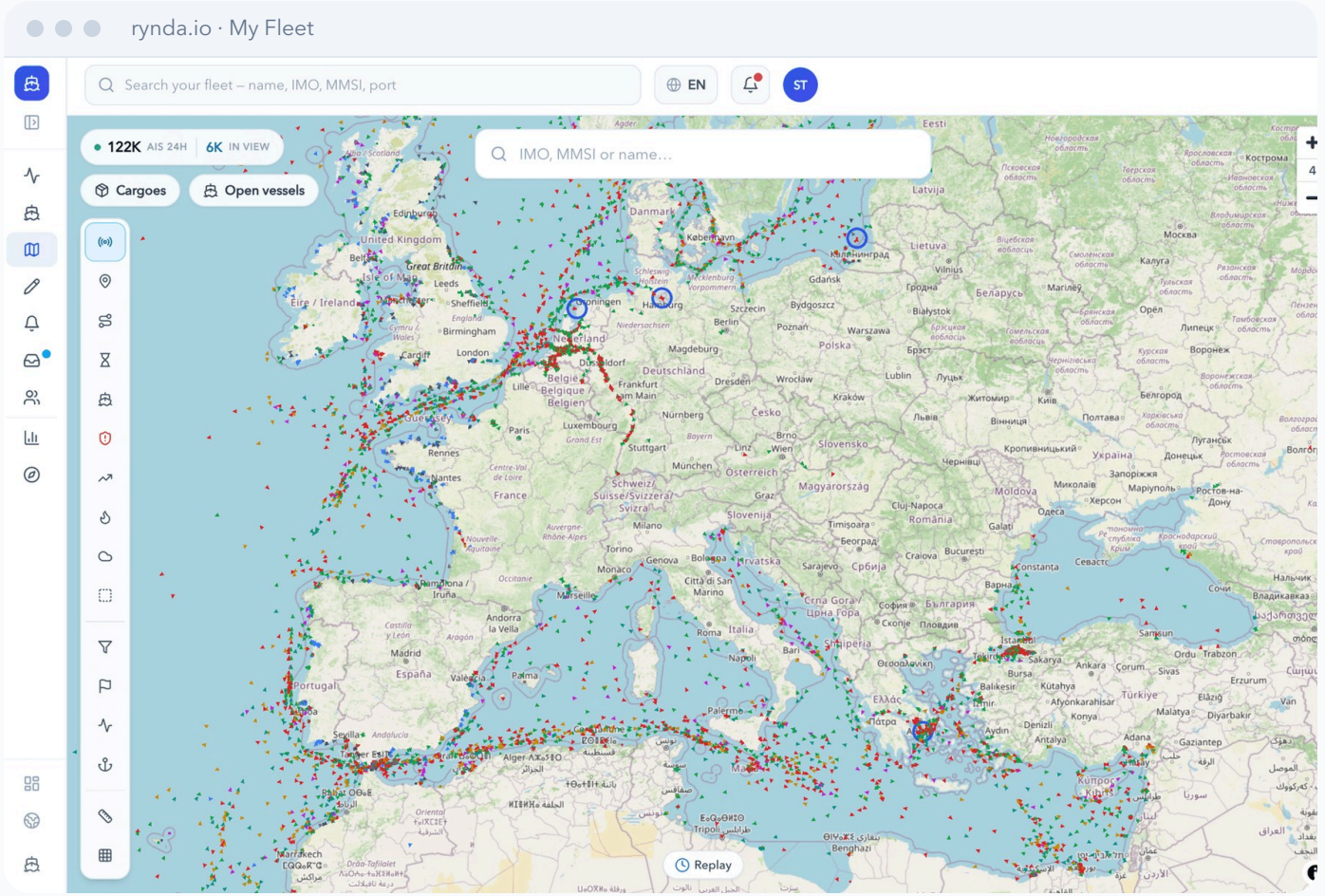

VESSEL LIST

All vessels in one table

Status, speed, destination, ETA, draught and deadweight for every vessel. Filters by type and status.

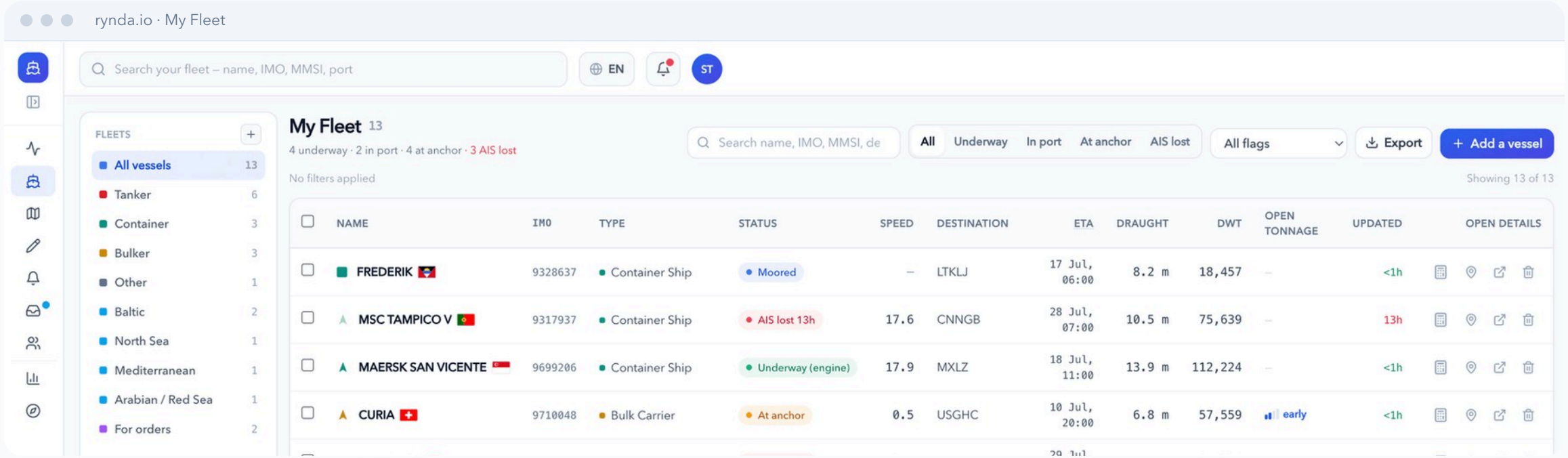

Add vessels as an IMO list or a CSV file

Fleets by trade or project

Vessel dossiers included, no monthly limit

Positions on average up to 20 minutes fresh

MOVEMENT HISTORY

See how a vessel sailed: track, speed, port calls

Open any vessel in your fleet and see where it has been. On ENTERPRISE the full archive of voyages and port calls is open; it goes back to May 2026.

Track on the map
The vessel path point by point: where it left from, how it sailed, where it stopped.

Speed at every track point
Replay of the vessel movement for the last 30 days.

Laden or in ballast
Every voyage in the history carries this mark.

Port calls
When it arrived, how long it stayed, when it left.

Full vessel history as one PDF
Included in the plan, no monthly limit.

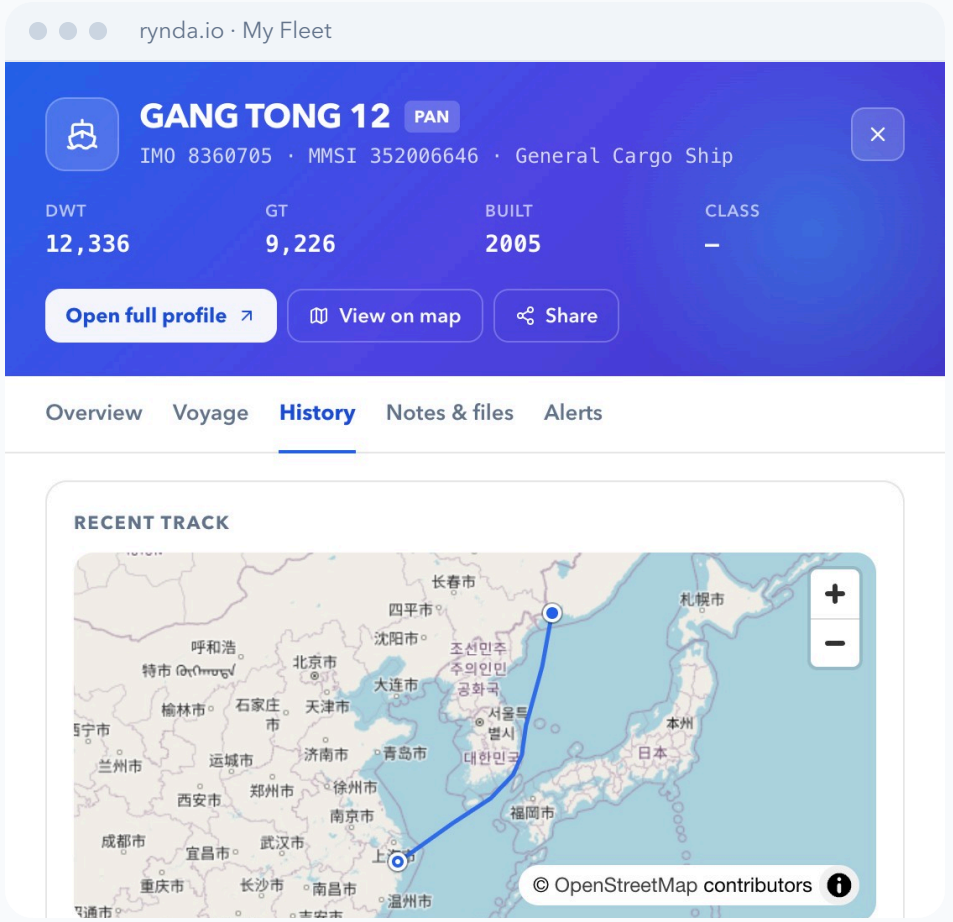

ALERTS

13 alert types: the vessel reports what matters

Port and ETA 5

Port arrival
The vessel arrived at the chosen port

Port departure
The vessel left the port

Arrival approaching
Less than X hours to arrival

ETA change
ETA shifted beyond the threshold

Destination change
The vessel was re-routed

Vessel state 5

Speed change
Speed crossed the threshold

AIS lost
No signal beyond the threshold

Draught change
The vessel loaded or discharged

Anchor dragging
Drifting from the anchor position

Ship-to-ship
Two of your vessels alongside

Custom zones 2

Enter area
The vessel entered a zone you drew on the map

Leave area
The vessel left your zone

A zone is any area: a port approach, a strait, an anchorage. Unlimited zones on ENTERPRISE.

Tonnage 1

Vessel opening
The vessel is likely open for its next employment

Useful when you are looking for a vessel for the next cargo.

Where they go: email, Telegram and the in-app event feed. The free plan covers port arrival and departure; PRO and ENTERPRISE include all 13 types.

EXAMPLE

A voyage from Singapore to Rotterdam: four messages, no map checks

DEPARTURE

Departure: Singapore

The vessel has left port. The voyage has started.

UNDER WAY

ETA shift > 6 h

The estimated arrival has changed. Warehouse and transport have time to adjust.

A DAY BEFORE

Arriving within 24 h

Time to prepare receiving and port documents.

IN PORT

Arrival: Rotterdam

The vessel is in. Times in emails are in your own time zone.

AIS lost > 6 h

A separate rule for the whole fleet: a vessel stopped reporting its position.

Fleet digest by email

Daily or weekly: which vessels are in port and which are at sea.

Fleet responsible

Alerts for a fleet go to the team member you assign, to their email and Telegram.

Rule names as in the alert builder; you set the thresholds (6 h, 24 h) yourself.

EVENT FEED AND ZONES

Nothing gets lost: every event in the feed, every zone on the map

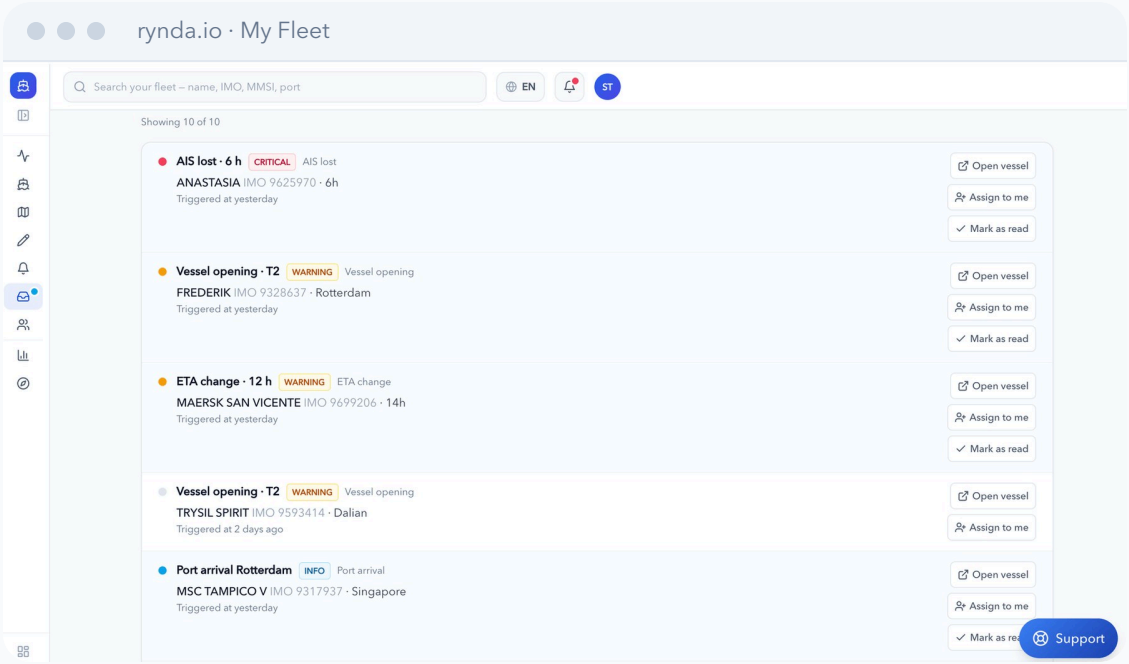

Event feed

Every trigger of your rules with its priority. Mark an event as read, filter the feed by vessel and zone.

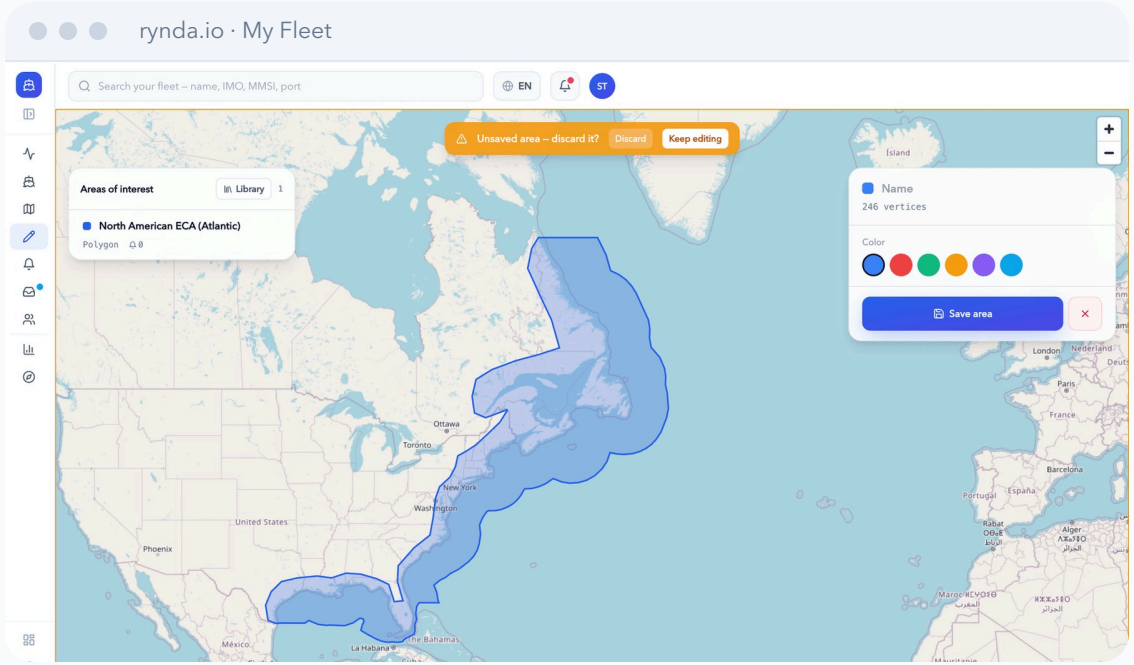

Your zones on the map

Draw an area – a port approach, an anchorage or a strait – and get a message when a vessel enters or leaves.

ANALYTICS AND REPORTS

Port calls, dwell time and voyages — on screen and in Excel

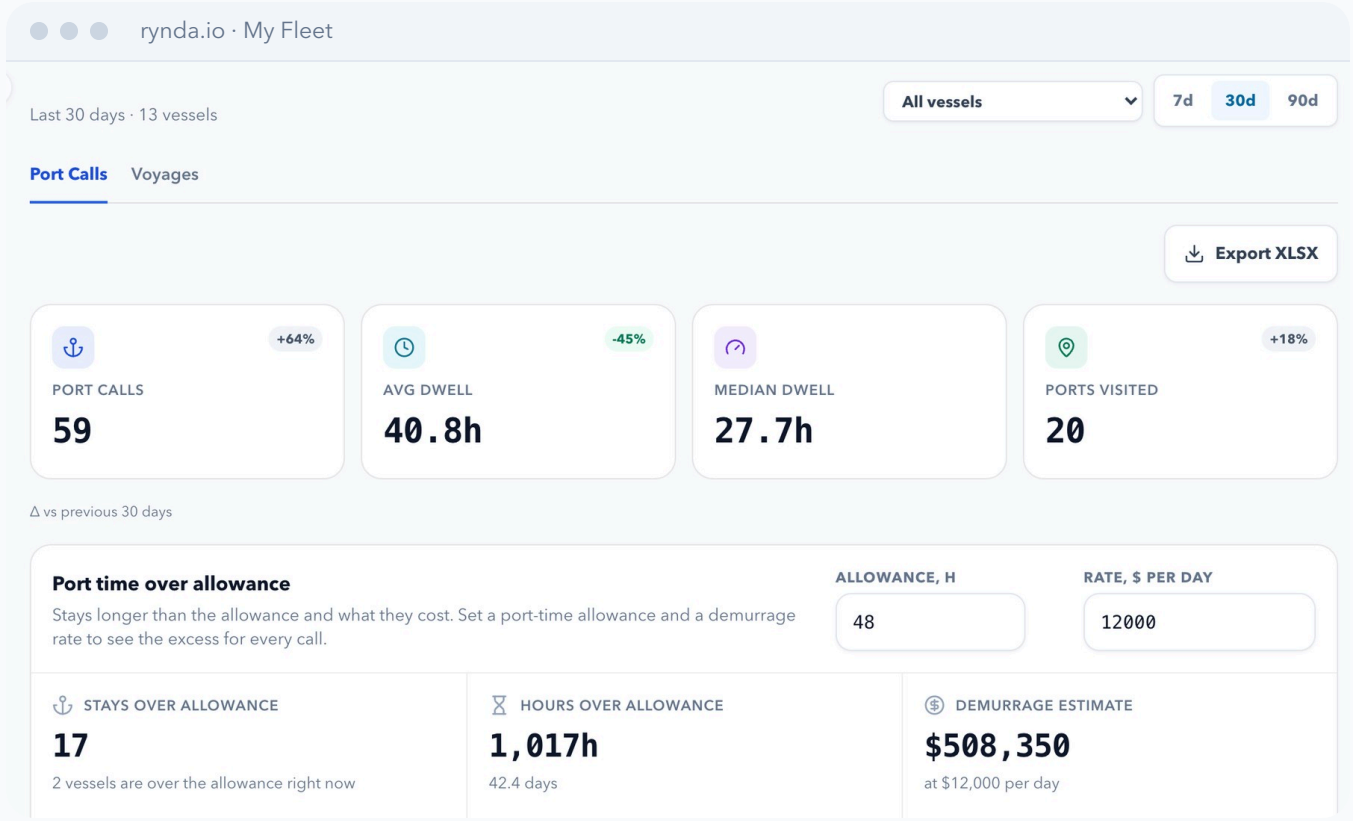

Port calls

.xlsx

By port, by vessel, dwell time.

Voyages

.xlsx

Ports and times of departure and arrival, distance, average speed.

Port time over allowance

Stays longer than your allowance and a demurrage estimate at your rate.

Event log

.csv

All triggered alerts: time, vessel, port, zone, read status.

Excel reports for 7, 30 or 90 days, for the whole fleet or a single vessel.

PRICING

ENTERPRISE plan: 50 to 150 vessels and a team

ENTERPRISE

$5.18 per vessel a month

Pick 50 to 150 vessels in steps of 10. One seat included.

	1 MONTH	6 MONTHS, −5%	12 MONTHS, −10%
50 vessels **one seat included**	**$259**	**$1,476.30**	**$2,797.20**
100 vessels one seat included	$518	$2,952.60	$5,594.40
150 vessels one seat included	$777	$4,428.90	$8,391.60
Each extra seat a team member in the shared fleet, with their own role	$69	$393.30	$745.20

What is included

- ✓ Positions on average up to 20 minutes fresh
- ✓ All 13 alert types
- ✓ Full archive of voyages and port calls, track and 30-day replay
- ✓ Dossiers, vessel histories, shipowner reports and tracks with no monthly limit
- ✓ Trial on request
- ✓ Unlimited fleets and zones
- ✓ Card with auto-renewal, or a bank invoice for 6 and 12 months

BEYOND TRACKING

What else is on the platform

Finding a vessel

A position list with a forecast: where and when a vessel of the right type and deadweight opens.

Cargo and tonnage

Listing is free and commission-free. Parties contact each other directly.

Vessel checks

Dossier: ownership, sanctions lists, PSC inspections. No monthly limit on ENTERPRISE.

Voyage calculators

Voyage economics and demurrage calculators.

COMMERCIAL

Individual terms

- Fleets over 150 vessels
- Webhooks for fleet events
- Team seats on your terms
- Contract, SLA and personal support

Tell us what you need. We reply within one business day.

OPEN TONNAGE

When you need a vessel for the next cargo

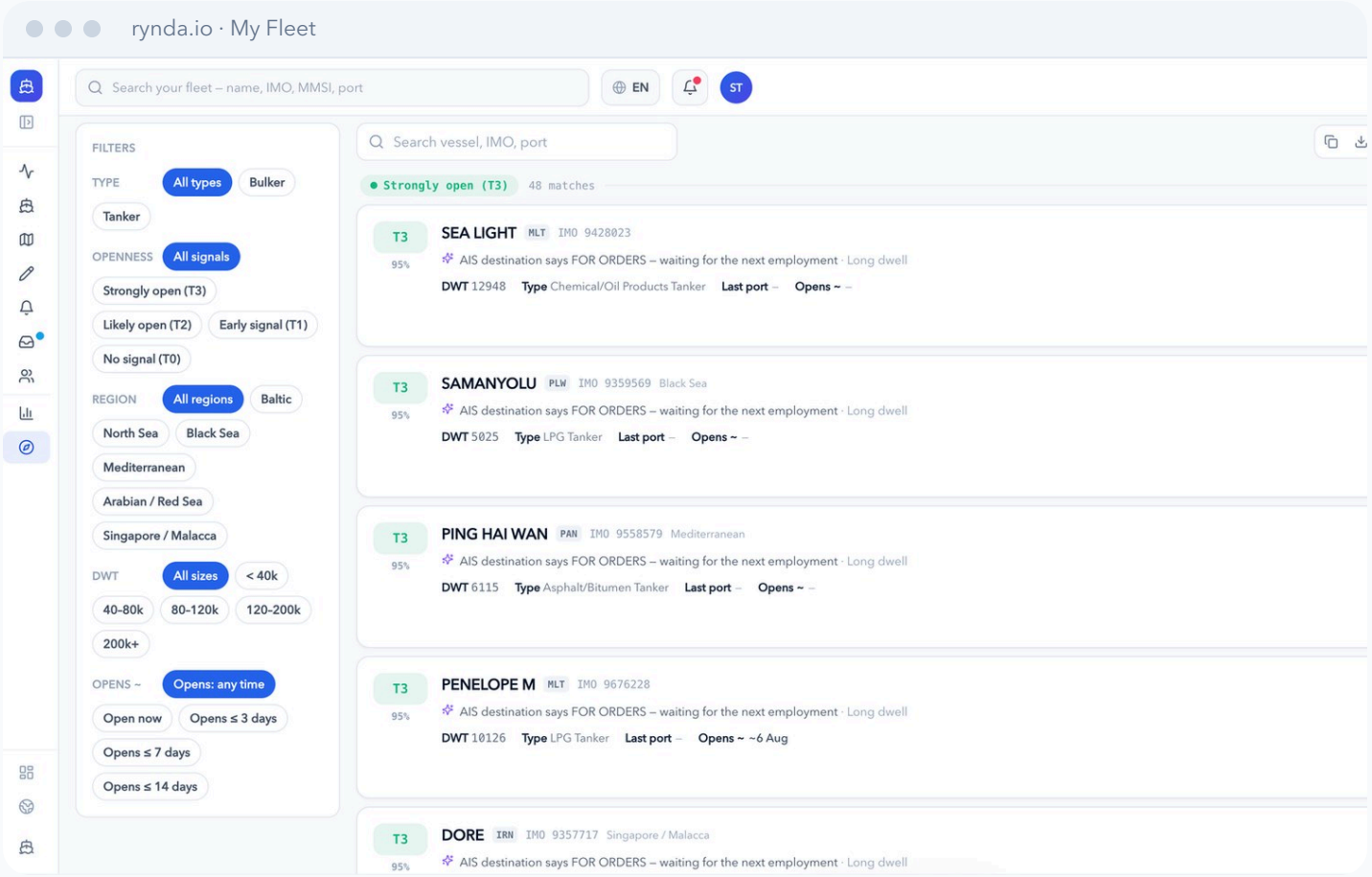

The position list shows vessels by type and deadweight with a forecast of where and when they open.

Open-tonnage forecast

From an early signal to "vessel open".

Filters

Vessel type, region, deadweight and opening date.

Cargoes nearby

Match a cargo to an opening vessel on the marketplace.

QUESTIONS FROM MANAGEMENT

What is usually asked before buying

Where does vessel data come from?

Vessel positions come from AIS. Positions of your vessels are on average up to 20 minutes fresh.

How many people can work in it?

One seat is included, each extra seat is bought separately. The team shares one fleet; everyone has a role: owner, administrator, member or viewer. Alert rules and the event feed are personal.

How do we pay?

By card for 1, 6 or 12 months, renewing automatically; turn it off any time under Plans and billing. Or by bank transfer against an invoice for 6 or 12 months.

What if we have fewer than 50 or more than 150 vessels?

PRO covers up to 10 vessels; from 11 to 50, take ENTERPRISE for 50. Above 150 vessels, COMMERCIAL terms apply: write to us.

Can we export the data?

Yes. Port calls and voyages for 7, 30 or 90 days to Excel, the event log to CSV.

Are there an API and integrations?

The cargo API, which sends new board listings into your system, is available from PRO. Webhooks for fleet events come with COMMERCIAL, under a contract.

NEXT STEP

How to start

STEP 1

Try it for free

Add up to 3 vessels and get port arrival and departure alerts.

Free

STEP 2

7-day PRO trial

Up to 10 vessels and all 13 alert types.

Then $59 per month

STEP 3

ENTERPRISE

Your whole fleet, a team, the archive and exports. On the pricing page; a trial on request.

from $233.10 per month billed yearly

rynda.io/pricing

Questions and individual terms:
info@rynda.io